

Instruction Manual

LORUS

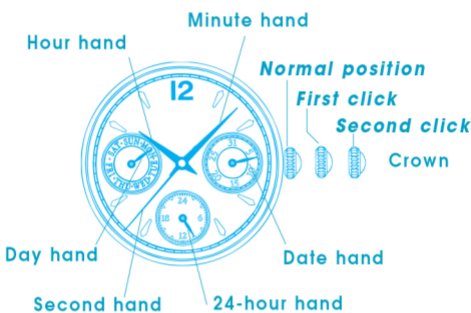
CAL. V33J (RYR SERIES)

LORUS

■ CHARACTERISTICS

- 1. Time:** Indicated by the hour, minute and second hands.
- 2. Date:** Indicated by the date hand.
- 3. Day of the week:** Indicated by the day hand.
- 4. 24-hour display:** Indicated by the 24-hour hand.

■ DISPLAY AND CROWN OPERATION



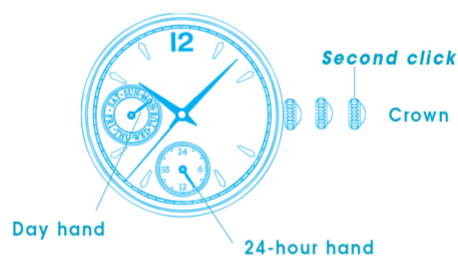
Crown position and operation

Normal position: Free

First click: • Setting the date by turning the crown clockwise.

Second click: • Setting the time, the day of the week and 24-hour hand.

■ HOW TO SET THE DAY AND TIME

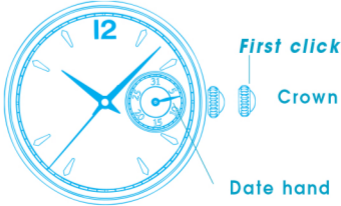


1. Pull out the crown all the way to the second click when the second hand is at the 12 o'clock position. The second hand will stop on the spot.
2. **(Day setting)**
Turn the crown clockwise to advance the hour and minute hands until the day hand is advanced to the desired day.
To advance the day hand quickly, turn back the hour and minute hands about four hours after the day changes to the next, and then advance them again until the day hand is set to the next.
* The day hand will not move back.
3. **(Time setting)**
Turn the crown to set the time and 24-hour display.
* As the hour and minute hands move, the 24-hour display changes correspondingly.
4. Push the crown back into the normal position in accordance with a time signal.

Notes:

1. When setting the hour and 24-hour hands, check that AM/PM is correctly set. The watch is so designed that the date and day change once in 24 hours.
2. When setting the minute hand, first advance it 4 to 5 minutes ahead of the desired time and then turn it back to the exact minute.

■ HOW TO SET THE DATE



1. Pull out the crown to the first click.
2. Turn the crown clockwise to set the date hand to the desired date.
3. Push the crown back into the normal position.

Notes:

When setting the date, be careful not to pull out the crown to the second click instead of the first click. Otherwise, the second hand stops and the time setting is made necessary.

■ LUMIBRITE WATCH

- * If your watch is a LORUS LUMIBRITE watch, it has following features.

LORUS LUMIBRITE watches absorb and store light energy from natural and artificial light sources and emit light in the dark. They are made of environmentally friendly material, and therefore, are harmless to human beings and the environment.

- With a full charge, LORUS LUMIBRITE watches glow in the dark hours longer than conventional luminous watches of this type. If exposed to a light of more than 500 lux (i.e., the brightness of a typical office) for approximately 10 minutes, or direct sunlight for 2 minutes, they will glow for hours.
- Since LORUS LUMIBRITE watches emit the light they store, the brightness will decrease gradually over time. The length of time they will glow may also differ slightly depending on such factors as the brightness of and distance from the light source used to charge the watch.


■ BATTERY CHANGE

The miniature lithium battery SEIKO SR916SW, Maxell SR916SW or Matsushita SR916SW, which powers your watch, should last approximately 3 years. However, because it is inserted at the factory, the actual life of the battery once in your possession may be less than 3 years. Be sure to replace the battery to prevent any possible malfunction as soon as it runs down. To replace the battery, we recommend taking the watch to a local watch repair shop.

■ CARE OF YOUR LORUS WATCH

This watch contains precise electronic components. Never attempt to open the case or remove the back cover.

• BATTERY

	CAUTION
Do not expose the old battery to fire or recharge it. Keep it at a place beyond the reach of children. If a child swallows it, consult a doctor immediately.	

• WATER RESISTANT

- * If your watch is 200 M/20 BAR, 100 M/10 BAR or 50 M/5 BAR water resistant, it is so indicated on the dial/case back.

Condition of use Indication on the dial/ case back	Accidental contact with water, such as splashes and rain	Swimming and taking a shower	Skin diving	Scuba diving
No Indication	NO	NO	NO	NO
WATER RESISTANT	YES	NO	NO	NO
WATER RESISTANT (50M/5 BAR)	YES	YES	NO	NO
WATER RESISTANT (100M/10 BAR or above)	YES	YES	YES	NO

- Do not operate the buttons when the watch is wet.
- If the watch is exposed to salt water, rinse it in fresh water and then wipe it thoroughly dry.

Caution:

Leather straps are not water resistant except so indicated, even if the watch head is water resistant.

• ALLERGIC REACTION

Because the case and band touch the skin directly, it is important to clean them regularly. If not, shirt sleeves may be stained and those with delicate skin may develop a rash. Please wear the watch with some play to avoid any possible allergic reaction. If you develop a rash on your wrist, stop wearing and consult a physician.

• MAGNETISM

Your watch will be adversely affected by strong magnetism. Keep it away from close contact with magnetic objects.

• SHOCKS AND VIBRATIONS

Your watch may be worn for normal sports activities. However, be careful not to drop it or hit it on hard surfaces.

• TEMPERATURE

Your watch is preadjusted so that constant accuracy may be insured at normal temperature.

■ SERVICE

When your LORUS watch requires repair or servicing, please see the enclosed WARRANTY/GUARANTEE.